



Brand of IF Design Award/Red Dot Design Award  
同时荣获德国IF/红点设计大奖的咖啡器具品牌



白 银 棕 黑

White Silver Grey Black

## S01 Propeller Hand Grinder

Visual bean box

CNC stainless steel burr, grinding fast and easier

Integrated dual-bearing design, more evenly grinding

Vertical 3D line body, anti-slip and comfortable gripping

Suitable for pour over and other appliances

Enjoy fresh coffee anytime, anywhere

## 螺旋桨S01手摇磨豆机

可视螺旋桨豆仓

CNC精钢磨芯磨盘

一体式双轴设计

研磨快速且均匀

螺旋桨S01手摇磨豆机

研磨顺畅更省力

机身竖状立体纹路

研磨防滑且握感舒适

适用于手冲和其他器具

随时随地享受现磨咖啡



## Operation Steps :

## 操作步骤：

○



1. Remove the handle, pour in the beans

1. 取下豆仓上盖倒入咖啡豆



2. Hold the body and rotate the handle to grind

2. 握住机身，顺时针转动进行研磨



3. Unscrew the powder box

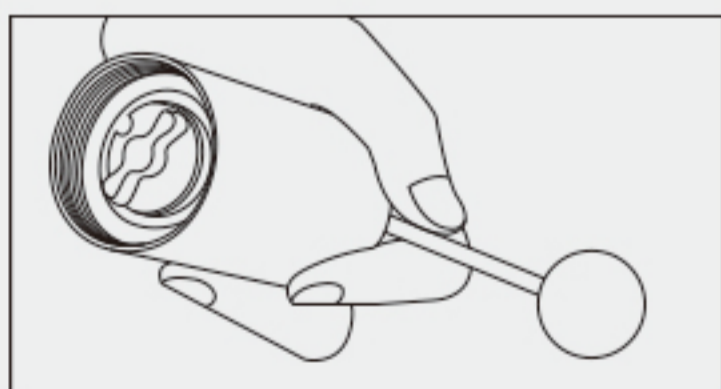
3. 拧下粉仓



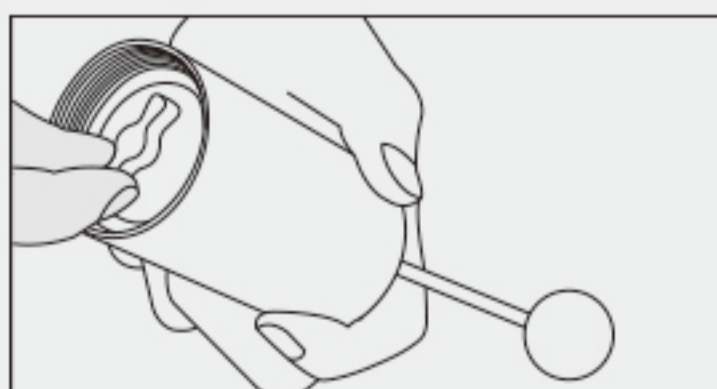
4. Pour out the ground coffee

4. 将研磨好的咖啡粉倒出即可

## Grinding thickness adjustment ( default is medium particle )



Fix the handle



Rotate the adjusting plate counterclockwise to grind coarse powder; clockwise to fine powder

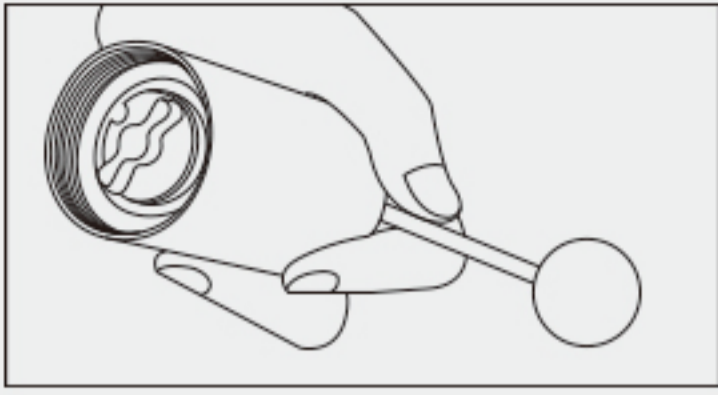
\*Note: From the tight state

Fine: 15 counterclockwise

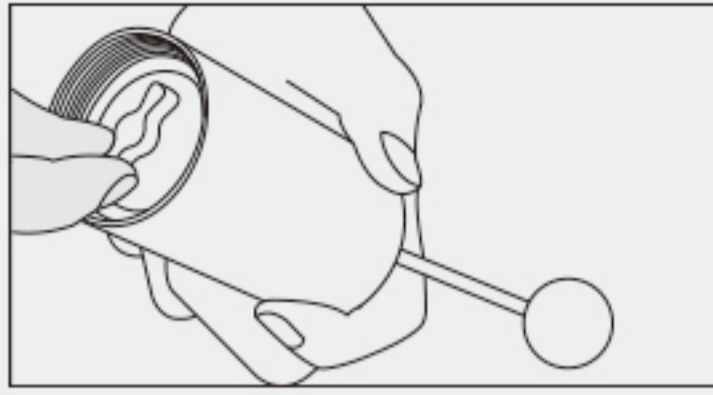
Medium: 32 counterclockwise

Coarse: 40 counterclockwise

## ⚙️ 研磨粗细度调节 (默认为中度颗粒)



用手固定把手并握紧机身



逆时针旋转调节盘，研磨粗粉  
顺时针旋转调节盘，研磨细粉

\*注释建议: 先顺时针拧紧归位点

细粉: 逆时针15格

中粉: 逆时针32格

粗粉: 逆时针40格



## Parameter

Model: MDJ-6W/MDJ-6S/MDJ-6BR/MDJ-6B      Color: White/Silver/Brown/Black

Capacity: 15g      Material: Stainless steel/Aluminium Alloy/Glass/PC/ABS

Executive Standard Number: 4806.9-2016

## 参数

型号: MDJ-6W/MDJ-6S/MDJ-6BR/MDJ-6B      颜色: 白色/星光银/亮栗棕/曜石黑

容量: 15克      材质: 不锈钢/铝合金/玻璃/PC/ABS      执行标准号: 4806.9-2016



## \*Cleaning and maintenance:

- ① When using for the first time, grind a little beans and discard them to clean the core
- ② The fuselage inside cannot be washed directly, the core needs to be disassembled to wash or cleaned with a brush
- ③ The bean box only for roasted coffee beans, not for other materials
- ④ The fuselage outside is washable, dry it with soft cloth after cleaning
- ⑤ \*Do not wipe with corrosive cleaning detergent

## \*清洁保养注意事项:

- ① 初次使用时，研磨少许咖啡豆倒掉不用，以清洁磨芯。
- ② 机身内部不可直接水洗，清洁磨芯需要拆卸水洗或使用毛刷清洁。
- ③ 豆仓只可加入已烘焙的咖啡豆，不可加其他物料。
- ④ 机身外部可水洗清洁，清洁后需要柔软的口布擦拭干净。
- ⑤ \*不可使用腐蚀性清洁剂进行擦拭



---

Beijing Guixia Legend Trading Co., Ltd.

Address: Building 4, Room 510, Longqi Square, Yard 19, Huangping road

Changping District, Beijing, China

Service hotline: 010-82962392

Website: [www.zerohero.cc](http://www.zerohero.cc)

北京瑰夏传奇贸易有限公司

地址：北京市昌平区回龙观镇黄平路19号院4号楼5层510室

服务热线：010-82962392

网址：[www.herocafe.cc](http://www.herocafe.cc)



---

HERO S01 PROPELLER HAND GRINDER MANUAL

**Hero**螺旋桨S01手摇磨豆机说明书